LORANDI®

BULK MATERIALS TECHNOLOGY

COMPONENTS

APPLICATION EXAMPLES / EJEMPLOS DE APLICACIÓN / ESEMPI DI APPLICAZIONI

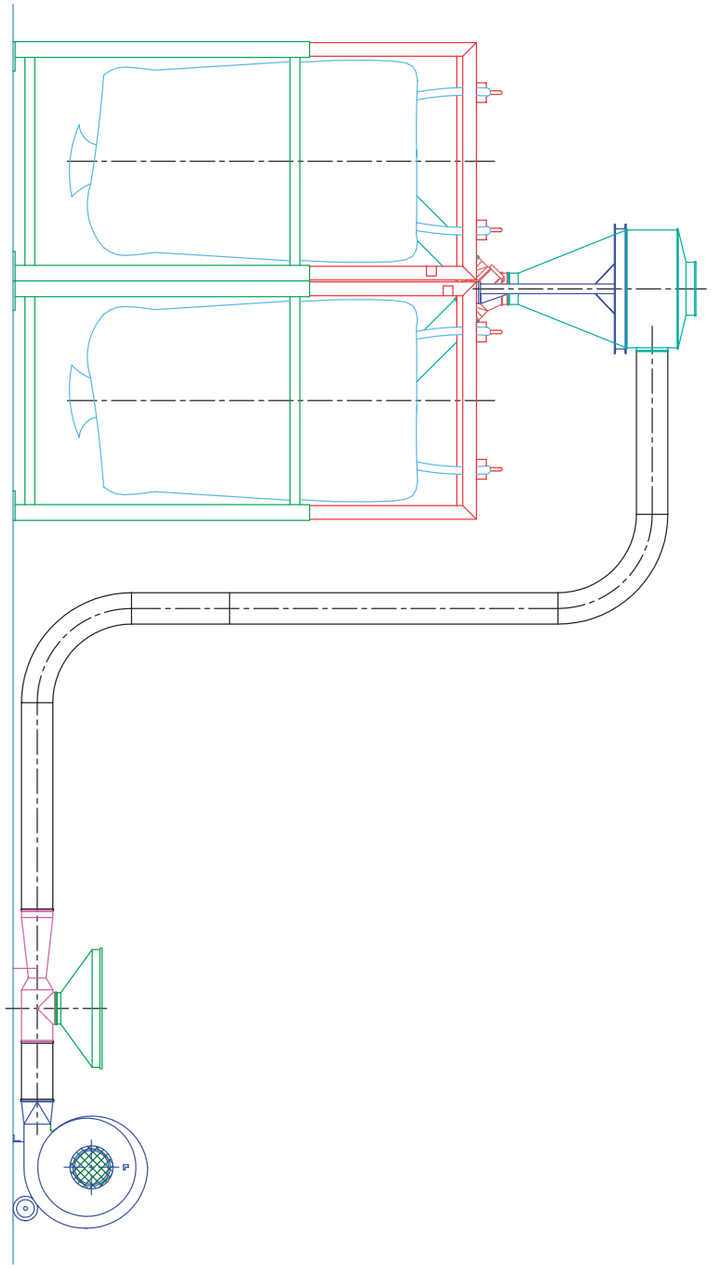

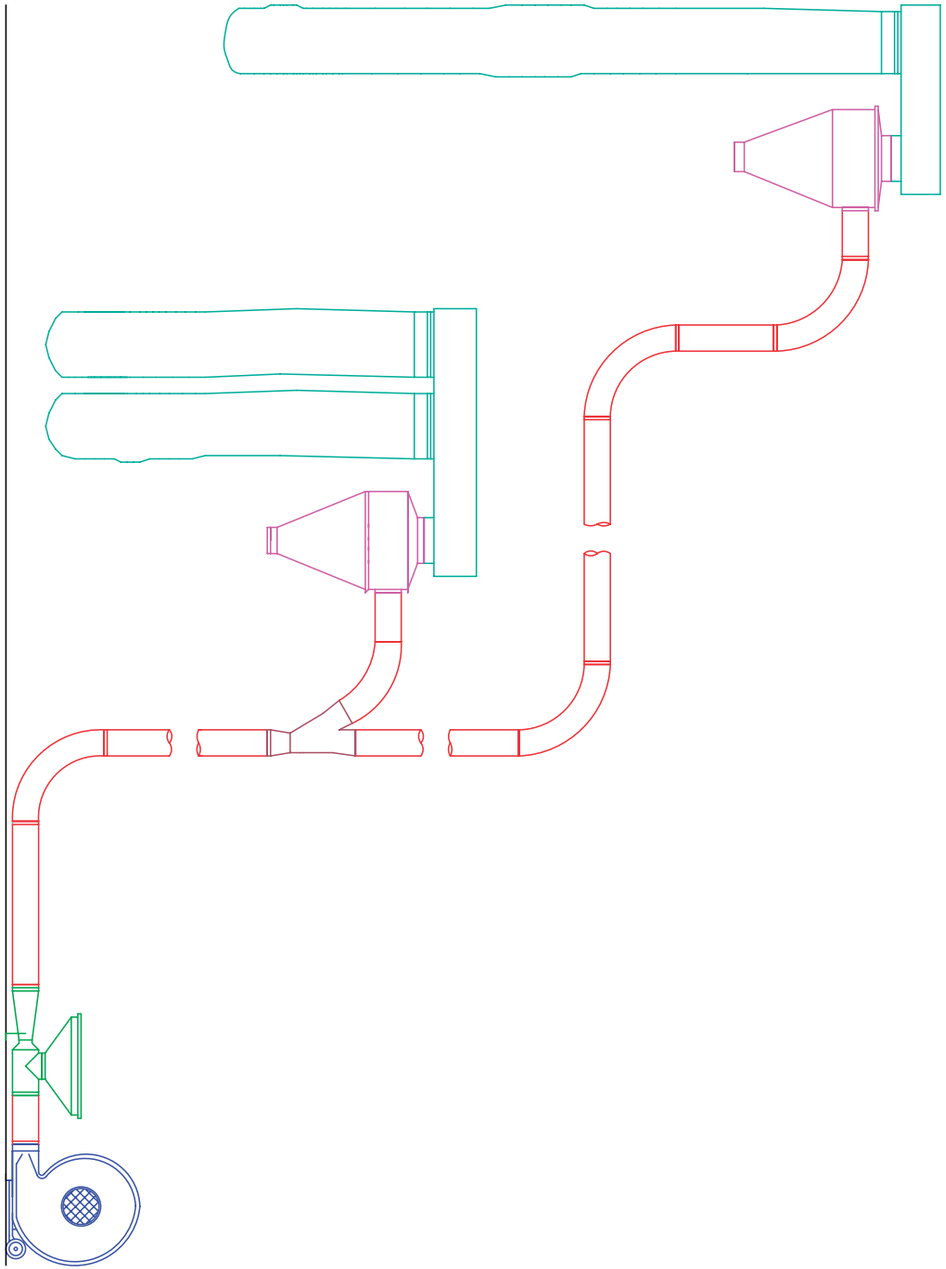

BLOWERS
VENTILADORES
VENTILATORI

Our blowers are suitable for pneumatic conveyance up to 4 ton./H. The blower can be fitted to different types of installations. Thanks to its high air volume it is suitable to convey granular materials with specific weight of 0.2-1 T/m3. Some blowers are available in stainless steel version

Nuestros ventiladores son adecuados para el transporte neumático hasta 4 ton/h.el ventilador pueden insertarse en diferentes tipos de instalaciones, dado su gran volumen de aire sirven para el transporte de los materiales granulados con p.s. de 0.2 a 1 ton./m.c. Algunos ventiladores los tenemos disponibles fabricados en acero inoxidable

I nostri ventilatori sono adatti per i trasporti pneumatici fino a 4 ton./H. Il ventilatore può essere inserito in diversi tipi di impianti, dato il suo elevato volume d'aria è atto al trasporto di materiali granulari con p.s. da 0.2 a 1 ton./m.c. Alcuni ventilatori sono disponibili nelle versioni in acciaio inox

TYPE /TIPO	Mot. Kw.	Vol. Aria m3/h	Press Max mm H2O
LPA10*	0,75	1700	160
L20	1,5	1900	250
LPA 20 Inox*	1,5	1900	350
L40	3	2600	350
L55	4	1800	650
LPA 55*	4	2600	650
L75	5,5	3200	650
L100	7,5	1800	950
L150	11	1800	1300

TYPE /TIPO	A	B	C	D	E	Kg.
F28	473	433	72	100 RP	366	10
F40	538	530	85	100 RP	432	15
L10	567	465	150	160 RP	402	21
L20	685	650	125	160 RP	520	45
L40	815	740	105	160 RP	600	70
L55	850	770	120	160 RP	640	70
L75	850	770	120	160 RP	640	80
L100	1110	1150	160	160 RP	590	165
L150	1110	1150	160	160 RP	725	215

* Model LPA 55 reinforced
* Modelo LPA 55 reforzado
** Modello LPA 55 rinforzato*
* PA= flujo cruzado
** PA = Flusso attraversato*

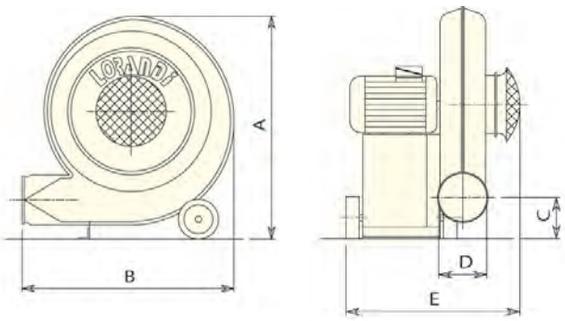

FLOW THROUGH
FLUJO CRUZADO LPA
FLUSSO ATTRAVERSATO LPA

L100-L150 MODEL
MODELO L100-L150
MODELLO L100-L150



SILENCERS
SILENCIADOR
SILENZIATORE ASPIRAZIONE

HEXAGONAL SILENCERS
SILENCIADOR ASPIRACIÓN HEXAGONAL
SILENZIATORE ASPIRAZIONE ESAGONALE

REGULATION BAFFLE
IRIS DE REGULACIÓN
IRIDE DI REGOLAZIONE

On request 60 Hz version
versión 60 HZ previa solicitud
Su richiesta versione 60 Hz

In this catalogue the dimensions are in Millimeter
Las dimensiones de este catálogo están expresadas en milímetros
In questo catalogo le dimensioni sono espresse in Millimetri

SOUND-PROOF CABIN
CABINA ACÚSTICA
CABINA ACUSTICA

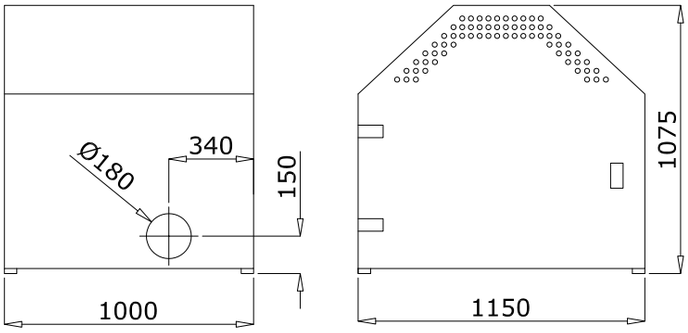



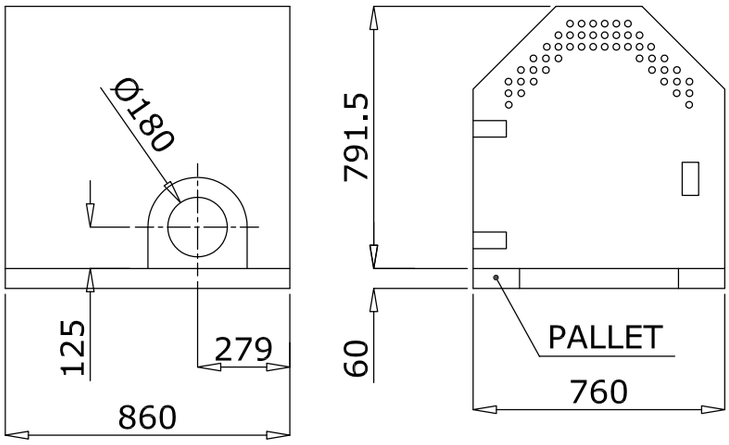

"ARGO" SYSTEM
SISTEMA "ARGO"
SISTEMA "ARGO"

CONVEYING SYSTEM "ARGO" TO TRANSFER
FROM 4 UP TO 10 TON. PER HOUR

SISTEMA "ARGO" PARA TRANSFERIR DE 4 A 10 TON. POR HORA

SISTEMA "ARGO" PER TRASFERIRE DA 4 a 10 TON. PER ORA

INJECTORS AND ROTARY VALVES
INYECTORES Y VÁLVULAS ROTATIVAS
INIETTORI E VALVOLE STELLARI

INJECTORS IN Ø 100/160/210
The injectors are suitable for our L 20-40-55 blowers and the complete D 160 LH® piping system

INYECTORES CON Ø 100/160/210
Los inyectores son idóneos para los ventiladores L20-40-55 y para las tuberías D160 unión RÁPIDA

INIETTORI - Ø 100/160/210
Gli iniettori sono idonei per i ventilatori L 20-40-55 e per tutto il sistema di tubazioni D160 LH®

INJECTORS FOR RISERS Ø 100 / Ø 160
INYECTORES PARA LAS MAZAROTAS Ø100/Ø160
INIETTORI PER MATEROZZE Ø 100 / Ø 160

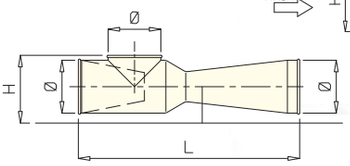

Ø 100 RP L=525 H=160/185
Ø 160 RP L=710 H=215/270
Ø 210 RP L=895 H=285

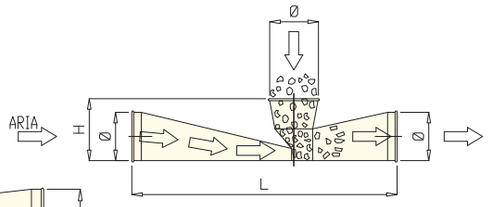

Ø 100 RP L=560 H=110
Ø 160 RP L=880 H=225

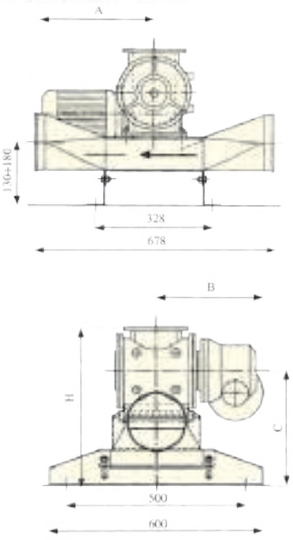

ROTARY VALVES "STL" MODEL
Made in cast iron or in stainless steel

VÁLVULAS ROTATIVAS MODELO "STL"
Fabricadas en hierro fundido ó acero inox

VALVOLE STELLARI MODELLO "STL"
Costruita in ghisa o acciaio inox

VERSION /VERSIONE	180	230	270	300
KW	0,37	0,55	0,75	1,1
A	327	327	362	362
B	285	300	364	381
C	272/322	305/355	320/370	341/391
H	395/445	460/510	490/540	532/582

The dimensions in mm are indicative but not binding.
Dimensiones en mm. son indicativas pero no vinculantes
Dimensioni in mm, indicative e non impegnative.

ROTARY VALVES IN STAMPED PLATE "CAR" MODEL
VÁLVULAS ROTATIVAS DE CHAPA ESTAMPADA MODELO "CAR"
VALVOLE STELLARI IN LAMIERA STAMPATA MODELLO "CAR"

VERSION /VERSIONE	CAR 20
A	383 MAX
B	367 MAX
C	278/299
H	446/467

The dimensions in mm are indicative but not binding.
Dimensiones en mm. son indicativas pero no vinculantes
Dimensioni in mm, indicative e non impegnative.

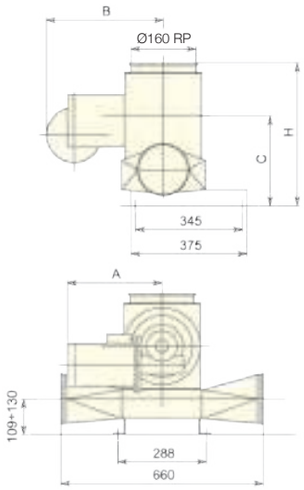

LH® PIPING SYSTEM WITH ACCESSORIES
SISTEMA DE TUBERÍA UNIÓN RÁPIDA LH®
SISTEMA DI TUBAZIONI LH®

AVAILABLE: PAINTED / GALVANIZED / STAINLESS STEEL / SOUNDPROOF COVERING / **CERAMIC TREATMENT**
DISPONIBLE: PINTADA/CHAPA GALVANIZADA/ACERO INOX. / INSONORIZADA / **TRATAMIENTO CERÁMICA ANTIDESGASTE**
*DISPONIBILE: VERNICIATO / ACCIAIO ZINCATO / ACCIAIO INOX / INSONORIZZATO / **TRATTAMENTO CERAMICO ANTIUSURA***

PIPES Ø 100 - 160 - 200 - 210 - 270
TUBOS Ø 100-160-200-210-270
TUBI Ø 100 - *160 - 200 - 210 - 270*

Our LH® piping system can be used for pneumatic conveyance. It is extremely versatile thanks to its wide range of accessories, which allows to perform excellent installations that could be always modified by using our special LH® clamps. Our production is complete with Ø 100, Ø 160, Ø 200, Ø 210, Ø 270. The equipment is made of galvanized steel or Aisi 304 Steel, with the possibility to have soundproof covering to reduce noise or ceramic treatment wearproof.

Para el transporte neumático se puede utilizar nuestro sistema de tubería LORANDI UNIÓN RÁPIDA. Esto ofrece una grandísima versatilidad gracias a su amplia gama de accesorios, que permiten realizar excelente instalaciones. Todas nuestras instalaciones se puede siempre modificar gracias a las abrazaderas unión Rápida. Nuestra producción es completada con los Ø100-Ø160-Ø200-Ø210-Ø270. Todo el material está construido en chapa galvanizada ó en Aisi 304, con la posibilidad de su tratamiento acústico del ruido ó con el revestimiento cerámico antidesgaste.

Per il trasporto pneumatico può essere adottato il ns. sistema di tubazioni LORANDI LH®. Questo offre una grandissima versatilità grazie alla vasta gamma di accessori, che consentono di eseguire ottimi impianti. Qualsiasi nostro impianto può essere sempre completamente modificabile grazie agli speciali morsetti rapidi LH®. La nostra produzione è completata dai sistemi Ø 100 - Ø 160 - Ø 200 - Ø 210 - Ø 270. Tutto il materiale è costruito in lamiera zincata o in Aisi 304, con la possibilità di rivestimenti insonorizzati per il rumore o rivestimenti ceramizzati per l'usura.

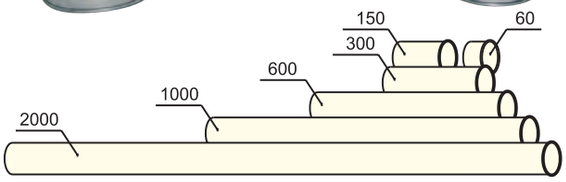

INITIALS FOR PIPE - GALVANIZED - BLACK
Ø 100 - 160 - 200 - 210 - 270
INICIALES PARA EL TUBO
Ø 100 - 160 - 200 - 210 - 270
INIZIALI TUBO - ZINCATI - NERI
Ø 100 - 160 - 200 - 210 - 270

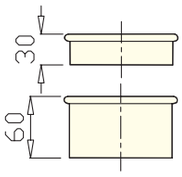

SOUND-PROOF PIPES AND BENDS
CURVAS Y TUBOS CON SU TRATAMIENTO ACÚSTICO Y CON UNIÓN RÁPIDA Vaina de goma, lámina en pvc, lámina de plomo, aislante con espuma de polietileno, tubo
CURVE E TUBI INSONORIZZATI CON ATTACCO LH®

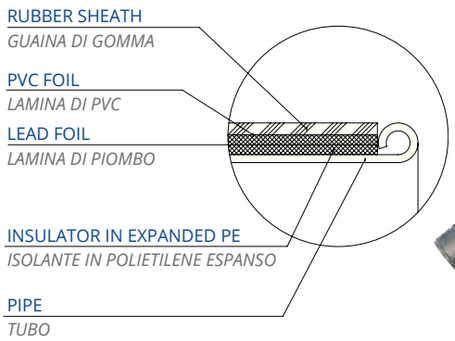

TELESCOPIC PIPES Ø 100 - 160 - 210 - 270
TUBOS TELESCÓPICOS Ø 100-160-200-210-270
TUBO TELESCOPICO Ø 100 - 160 - 210 - 270

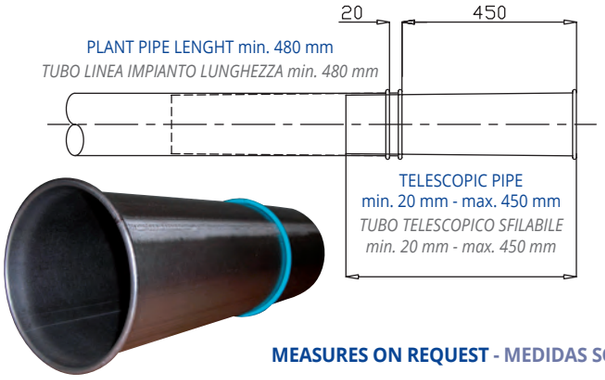

METAL FLEX PIPES
TUBO METÁLICO FLEXIBLE
TUBO METALLICO FLEX

Air use only
sólo para el aire
Solo per aria

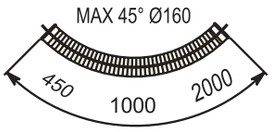

MEASURES ON REQUEST - MEDIDAS SOBRE PEDIDO - *MISURE SU RICHIESTA*

LH® PIPING SYSTEM WITH ACCESSORIES
SISTEMA DE TUBERÍA UNIÓN RÁPIDA LH®
SISTEMA DI TUBAZIONI LH®

AVAILABLE: PAINTED / GALVANIZED / STAINLESS STEEL / SOUNDPROOF COVERING / **CERAMIC TREATMENT**
DISPONIBLE: PINTADA/CHAPA GALVANIZADA/ACERO INOX. / INSONORIZADA / **TRATAMIENTO CERÁMICA ANTIDESGASTE**
*DISPONIBILE: VERNICIATO / ACCIAIO ZINCATO / ACCIAIO INOX / INSONORIZZATO / **TRATTAMENTO CERAMICO ANTIUSURA***

BENDS
CURVAS
CURVE

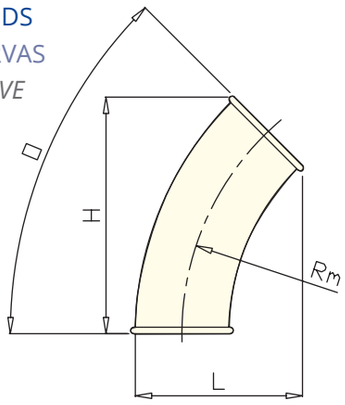

GALVANIZED BENDS Ø 100			
CURVAS DE CHAPA GALVANIZADA Ø 100			
CURVE ZINCATE Ø 100			
°	H	L	RM
15	95	110	300
30	175	140	300
45	250	180	300
60	305	230	300
90	350	350	300

GALVANIZED BENDS Ø 160			
CURVAS DE CHAPA GALVANIZADA Ø 160			
CURVE ZINCATE Ø 160			
°	H	L	RM
15	145	175	480
30	280	210	480
45	400	280	480
60	485	360	480
90	560	560	480
90	310	310	150

GALVANIZED BENDS Ø 210			
CURVAS DE CHAPA GALVANIZADA Ø 210			
CURVE ZINCATE Ø 210			
°	H	L	RM
15	190	230	605
30	360	285	605
45	510	360	605
60	625	470	605
90	720	720	605
90	375	375	200

GALVANIZED BENDS Ø 270			
CURVAS DE CHAPA GALVANIZADA Ø 270			
CURVE ZINCATE Ø 270			
°	H	L	RM
15	190	230	615
30	360	285	615
45	510	360	615
60	625	470	615
90	720	720	615
90	530	530	280

STAINLESS STEEL BENDS Ø 100			
CURVAS INOX Ø 100			
CURVE INOX Ø 100			
°	H	L	RM
15	260	130	500
30	390	190	500
45	495	275	500
60	570	380	500
90	610	610	500
90	910	910	800
90	1110	1110	1000

STAINLESS STEEL BENDS Ø 160			
CURVAS INOX Ø 160			
CURVE INOX Ø 160			
°	H	L	RM
15	170	180	580
30	330	225	580
45	465	310	580
60	575	410	580
90	660	660	580

STAINLESS STEEL BENDS Ø 210			
CURVAS INOX Ø 210			
CURVE INOX Ø 210			
°	H	L	RM
15	190	230	605
30	360	285	605
45	510	360	605
60	625	470	605
90	720	720	605

SPESSORE PARETI TUBAZIONI
0,8
1,2
2

QUOTE INDICATIVE ± 0,5 mm

CLAMPS GALVANIZED OR STAINLESS STEEL Ø 100 - 160 - 200 - 210 - 270
ABRAZADERAS GALVANIZADAS Ó EN ACERO INOXIDABLE
ANELLI LH® ZINCATI - AISI 304 Ø 100 - 160 - 200 - 210 - 270



AVAILABLE IN PAINTED VERSION
DISPONIBLE EN VERSIÓN PINTADA
DISPONIBILI VERSIONI VERNICIATE

WITH BOLT
CON TORNILLO
CON BULLONE

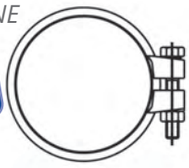

WITH LEVER
RÁPIDAS
CON LEVA

MEASURES ON REQUEST - MEDIDAS SOBRE PEDIDO - *MISURE SU RICHIESTA*

LH® PIPING SYSTEM WITH ACCESSORIES
SISTEMA DE TUBERÍA UNIÓN RÁPIDA LH®
SISTEMA DI TUBAZIONI LH®

AVAILABLE: PAINTED / GALVANIZED / STAINLESS STEEL / SOUNDPROOF COVERING / CERAMIC TREATMENT / MANGANESE STEEL
DISPONIBLE: PINTADA/CHAPA GALVANIZADA/ACERO INOX./ INSONORIZADA/ TRATAMIENTO CERÁMICA ANTIDESGASTE
DISPONIBILE: VERNICIATO / ACCIAIO ZINCATO / ACCIAIO INOX / INSONORIZZATO / TRATTAMENTO CERAMICO ANTIUSURA / MANGANESE

CYCLONES
CICLONES
CICLONI

MODEL MODELLO	"A"	"B"	"C"	"G"	"R"	"F"
A	750	625	1350	870	955	1350
B	220	265	265	265	265	450
C	400	220	950	495	550	720
ØD	450	600	600	600	600	800
ØE	160RP	270RP	270RP	270RP	270RP	270RP
ØF	100RP	160RP	160RP	210RP	160RP	210RP
ØG	100RP	160RP	160RP	160RP	160RP	210RP
H	560	400	1130	670	730	1090
L	47°	90°	26°	42°	43°	45°

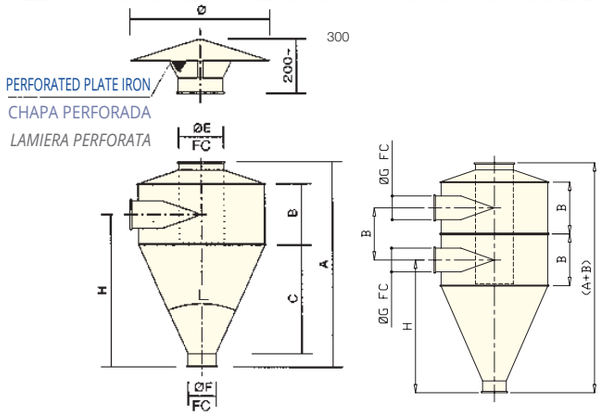

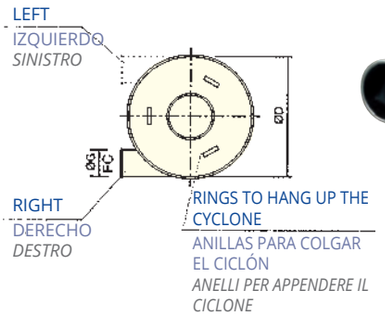



HELICAL SUPERSEPARATING CYCLONES FROM Ø 350 TO Ø 1800
IPERCICLONES HELICOIDALES PARA LOS SEPARADORES CON Ø350 A Ø1800
IPERCICLONI ELICOIDALI SEPARATORI DA Ø 350 A Ø 1800

VERSION	35	40	50	60	70	80
Ø A	350	400	500	600	700	800
D	1120	1400	1600	1800	2000	2350
E	250	250	300	350	400	450
H	940	1220	1400	1590	1780	2100
Ø a	160	200	250	300	350	400
Ø b	120	120	150	180	200	220
C x C1	Ø100	160x100	200x125	220x150	240x175	300x200
VERSION	**90**	**100**	**120**	**140**	**160**	**180**
Ø A	900	1000	1200	1400	1600	1800
D	2600	2900	3500	3800	4100	4500
E	500	550	650	750	850	950
H	2335	2625	3200	3485	-	4100
Ø a	450	500	600	700	800	900
Ø b	250	300	350	400	450	500
C x C1	330x225	350x250	400x300	430x350	500x400	600x450

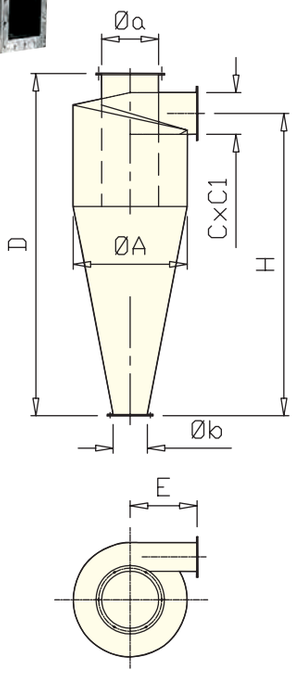

Dimensions in mm are indicative and not binding. Flanges dimensions on request.
Dimensiones en mm. son indicativas pero no vinculantes. Diámetros con pletinas sobre pedido.
Dimensioni in mm, indicative e non impegnative. Dimensioni flangiature a richiesta.

LH® PIPING SYSTEM WITH ACCESSORIES
SISTEMA DE TUBERÍA UNIÓN RÁPIDA LH®
SISTEMA DI TUBAZIONI LH®

AVAILABLE: PAINTED / GALVANIZED / STAINLESS STEEL / SOUNDPROOF COVERING / CERAMIC TREATMENT / MANGANESE STEEL
DISPONIBLE: PINTADA/CHAPA GALVANIZADA/ACERO INOX./ INSONORIZADA/ TRATAMIENTO CERÁMICA ANTIDESGASTE
DISPONIBILE: VERNICIATO / ACCIAIO ZINCATO / ACCIAIO INOX / INSONORIZZATO / TRATTAMENTO CERAMICO ANTIUSURA / MANGANESE

COLLECTORS FOR CYCLONES WITH SLEEVE
COLECTORES PARA LOS CICLONES CON MANGAS
COLLETTORI PER CICLONI CON MANICHE

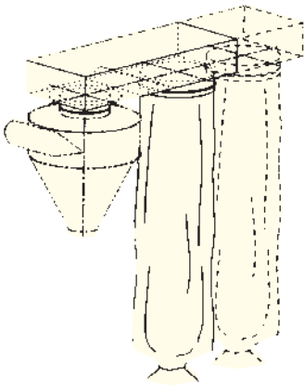

TWO WAY DIVERTER 30° WITH LH® ATTACK
DESVIADORES DE 30° CON UNIÓN RÁPIDA
DEVIATORI 30° A TENUTA CON ATTACCO LH®

Ø	H	L
100	345	235
160	530	355
210	780	495
270	985	590

TWO WAY DIVERTER 90° WITH LH® ATTACK
DESVIADORES DE 90° CON UNIÓN RÁPIDA
DEVIATORI 90° A *TENUTA CON ATTACCO LH®*

Ø	H	L
100RP	220	275
160RP	270	330
210RP	320	440

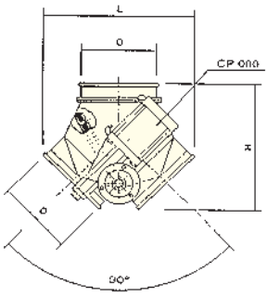

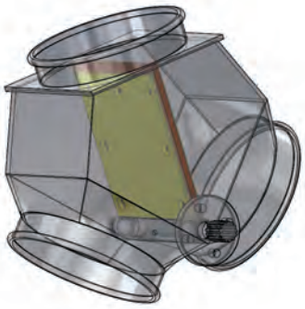

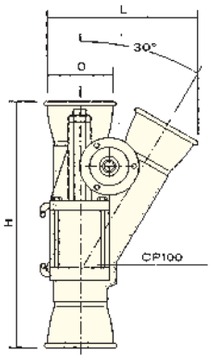

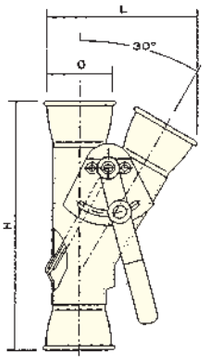

BRANCHES FOR VENTILATION AND PNEUMATIC CONVEYING Ø 100 - 160 - 200 - 210 - 270
RAMIFICACIONES DE VENTILACIÓN PARA LOS TRANSPORTES NEUMÁTICOS Ø 100-160-200-210-270
DIRAMAZIONE PER VENTILAZIONE E TRASPORTI PNEUMATICI Ø 100 - 160 - 200 - 210 - 270

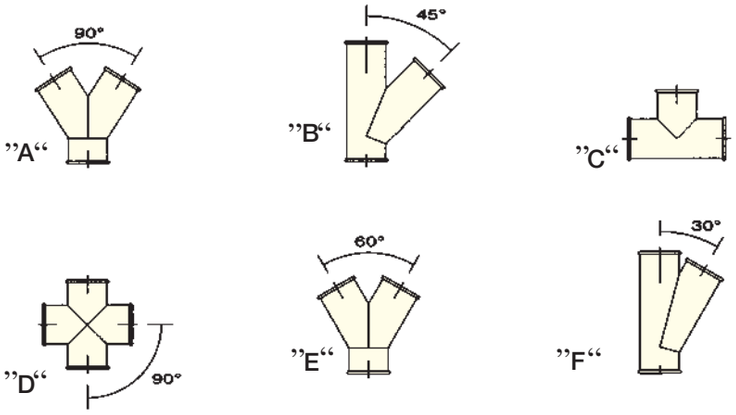

LH® PIPING SYSTEM WITH ACCESSORIES
SISTEMA DE TUBERÍA UNIÓN RÁPIDA LH®
SISTEMA DI TUBAZIONI LH®

AVAILABLE: PAINTED / GALVANIZED / STAINLESS STEEL / SOUNDPROOF COVERING / CERAMIC TREATMENT / MANGANESE STEEL
DISPONIBLE: PINTADA/CHAPA GALVANIZADA/ACERO INOX./ INSONORIZADA/ TRATAMIENTO CERÁMICA ANTIDESGASTE
DISPONIBILE: VERNICIATO / ACCIAIO ZINCATO / ACCIAIO INOX / INSONORIZZATO / TRATTAMENTO CERAMICO ANTIUSURA / MANGANESE

EXTENSION FOR HOPPERS
EXTENSIONES PARA LAS TOLVAS
ESTENSIONI PER TRAMOGGE

ØA	H
400	250
620	380
400	250
620	380

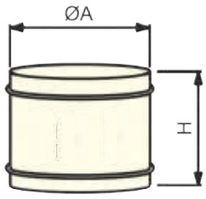

HOPPERS
TOLVAS
TRAMOGGE

ØA	ØB	H
400	100RP	218
400	160RP	215
620	160RP	235
620	210RP	245

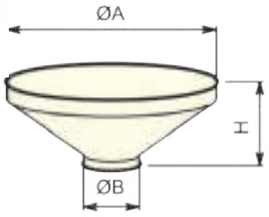

REDUCTIONS
REDUCCIONES
RIDUZIONI

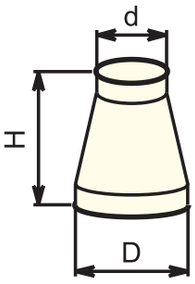

D	d	H
160	100	114
210	160	105
270	160	120
270	210	116

BUTTERFLY VALVES
VÁLVULAS DE MARIPOSA MANUALES
VALVOLE A FARFALLA MANUALI

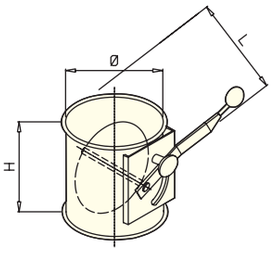

Ø	H	L
100	120	190
160	160	230
210	205	280
270	275	340

PIPE FIXING FOOT AND COLLAR
ABRAZADERAS PARA EL ANCLAJE DE LOS TUBOS DE PIE Y CUELLO
PIEDINI REGOLAZIONE DI FISSAGGIO E COLLARI PER TUBAZIONI

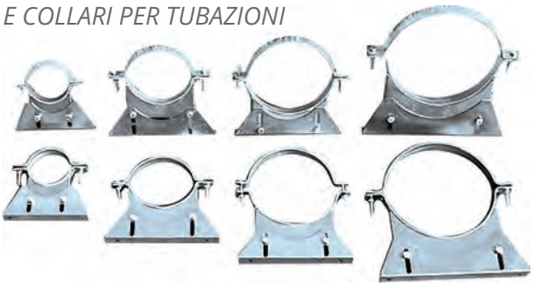

Ø	H	L
100	100/135	200
160	120/165	262
210	160/210	262
270	190/240	350

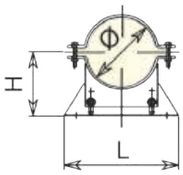

MANUAL SHUTTERS
CIERRES DE REGULACIÓN "GUILLOTINA" MANUALES
PERSIANE MANUALI

Ø	H	L
100RP	85	250
160RP	100	350
210RP	125	460
270RP	150	600

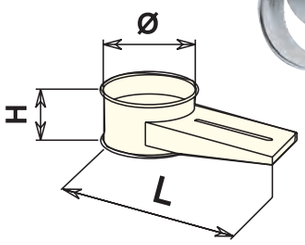

COMPONENTS FOR PLANTS
COMPONENTES PARA LAS INSTALACIONES
COMPONENTI PER IMPIANTISTICA

AVAILABLE: PAINTED / GALVANIZED / STAINLESS STEEL / SOUNDPROOF COVERING / CERAMIC TREATMENT
DISPONIBLE : PINTADA/CHAPA GALVANIZADA/ACERO INOX./ INSONORIZADA/ TRATAMIENTO CERÁMICA ANTIDESGASTE

ALUMINIUM BUTTERFLY VALVES MANUAL - PNEUMATIC ALUMINIUM
VÁLVULAS MARIPOSA NEUMÁTICAS Y MANUALES "EN ALUMINIO"
VALVOLE A FARFALLA PNEUMATICHE E MANUALI IN ALLUMINIO

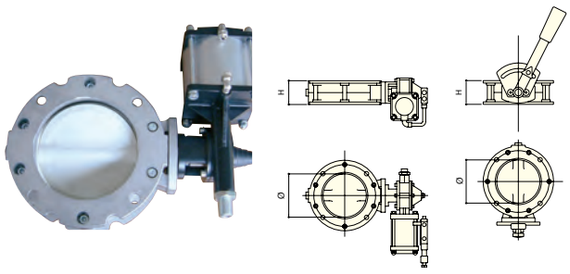

Ø	H
100	77
150	77
200	77
250	77
300	77

BLADE VALVES
VÁLVULAS GUILLOTINA
VALVOLE A GHIGLIOTTINA

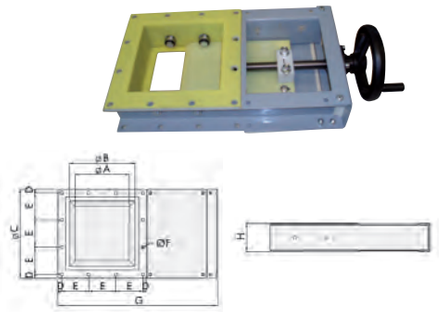

TIPE/*TIPO*	A	B	C	D	E	N°E	Ø F	Bolts/*Bulloni*	G	H	Kg
SLY 150	120	175	261	15,5	115,0	2	12,5	M10	455	113	14
SLY 200	170	225	311	15,5	93,3	3	12,5	M10	555	113	18
SLY 250	220	275	361	15,5	110,0	3	12,5	M10	650	113	22
SLY 300	270	325	431	23,0	128,3	3	12,5	M10	765	113	30
SLY 350	320	375	481	18,0	89,0	5	12,5	M10	900	125	40
SLY 400	370	425	531	15,5	100,0	5	12,5	M10	1.000	125	46

CONNECTION COUPLINGS IN GALVANIZED STEEL FOR PIPES
ENGANCHE DE CONEXIÓN EN ACERO GALVANIZADO Y ACERO INOX POR TUBO
RACCORDI DI GIUNZIONE ZINCATI E IN INOX PER TUBO LISCIO

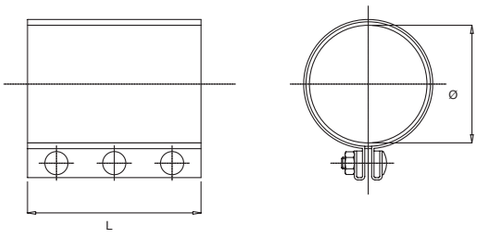

Ø	L	Material/Materiale
60/ 60.3	150	INOX / STAINLESS STEEL
76.1	150 - 200	INOX - ZINCATO / STAINLESS STEEL / GALVANIZED
88.9	150 - 200	INOX - ZINCATO / STAINLESS STEEL / GALVANIZED
101.6	150 - 200	INOX - ZINCATO / STAINLESS STEEL / GALVANIZED
114.3	150 - 200	INOX - ZINCATO / STAINLESS STEEL / GALVANIZED
129	150	INOX - ZINCATO / STAINLESS STEEL / GALVANIZED

LORANDI®

BULK MATERIALS TECHNOLOGY

Phone +39 0302681531 - E-mail: info@lorandisilos.it

www.lorandisilos.it

Via Verziano, 43
25131 BRESCIA - ITALIA

Via del Mella, 33
25131 BRESCIA - ITALIA

LORANDI
NORTH AMERICA

2137 Flintstone Drive
Tucker, GA 30084 - Usa
Phone + 1 678-292-6144
e-mail: adgs@lorandi-na.com
www.lorandi-na.com

LORANDI
INDIA

46-B, KRK Road
Ramanathapuram
Coimbatore - 641 045. India
Tel: +91 422 - 231 5640/41
e-mail: info@lorandisilos.in
www.lorandisilos.in

Edizione 05/2018